

ABRAZ'OUVERTS

Technical Rider

This rider is an essential part of any performance contract. Any changes can only be done with the agreement of the artists of Braz Bazar.

Contact

Guillaume Bonnet/Technician: +33 613873154
e-mail : guigui.bonnet@gmail.com

Duration

Duration of the show: 35 Minutes

Stage

The stage should be heated and clean, as well as empty of any objects.

Width: 7 meters

Depth: 6 meters

Floor color: black, if possible

Black Drop

Curtains on the sides.

Backstage: dressing room close to the stage; table, chairs, mirror, toilets. Snacks for 2 persons.

Public

Taking photos during the show is only allowed with the agreement of the artists.

Technicians

The group bring his own technician on the tour.

Abraz'ouverts

The house technicians prepare the light and sound equipment according to the sound and light plans, so that on the arrival time of the artists, sound and light checks can be done.

Sound and light check: 3 hours with the artists.

Audio

A digital audio mixing console should be used if possible.

If analogue, prepare: 1 reverb, 1 stereo equalizer 31 faders

Speakers according to hall size.

Microphones: 4 omnidirectional lavalier microphones: preferably DPA SC 4061 FM or similar.

2 for the voices, 2 for the Zarbs (Braz Bazar bring belts to attach the Zarbmic's transmitters onto the Zarb.)

Light

Equipment needed:

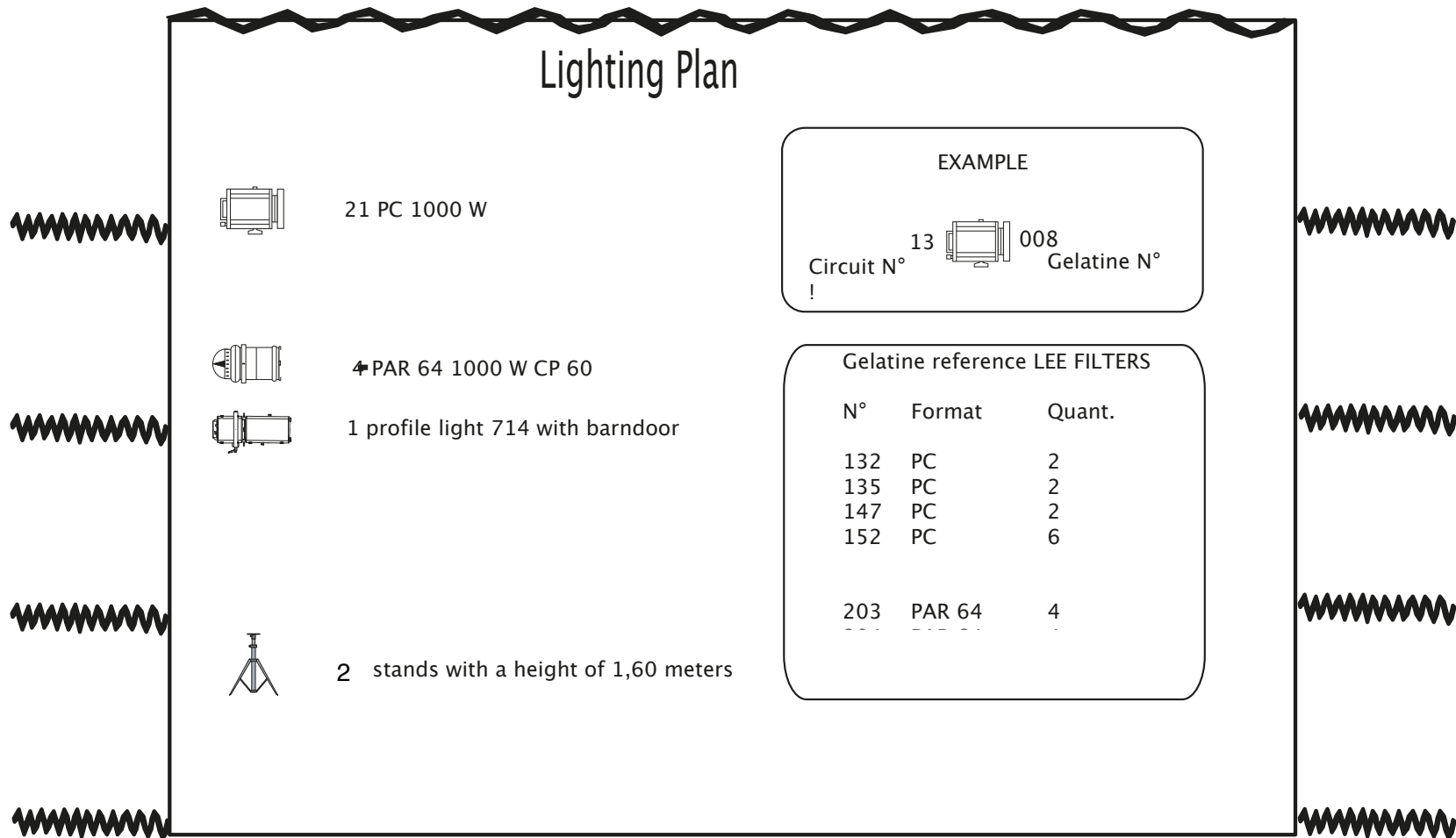
21 PC 1000W ; 4 PAR 64 1000W CP 62 ;

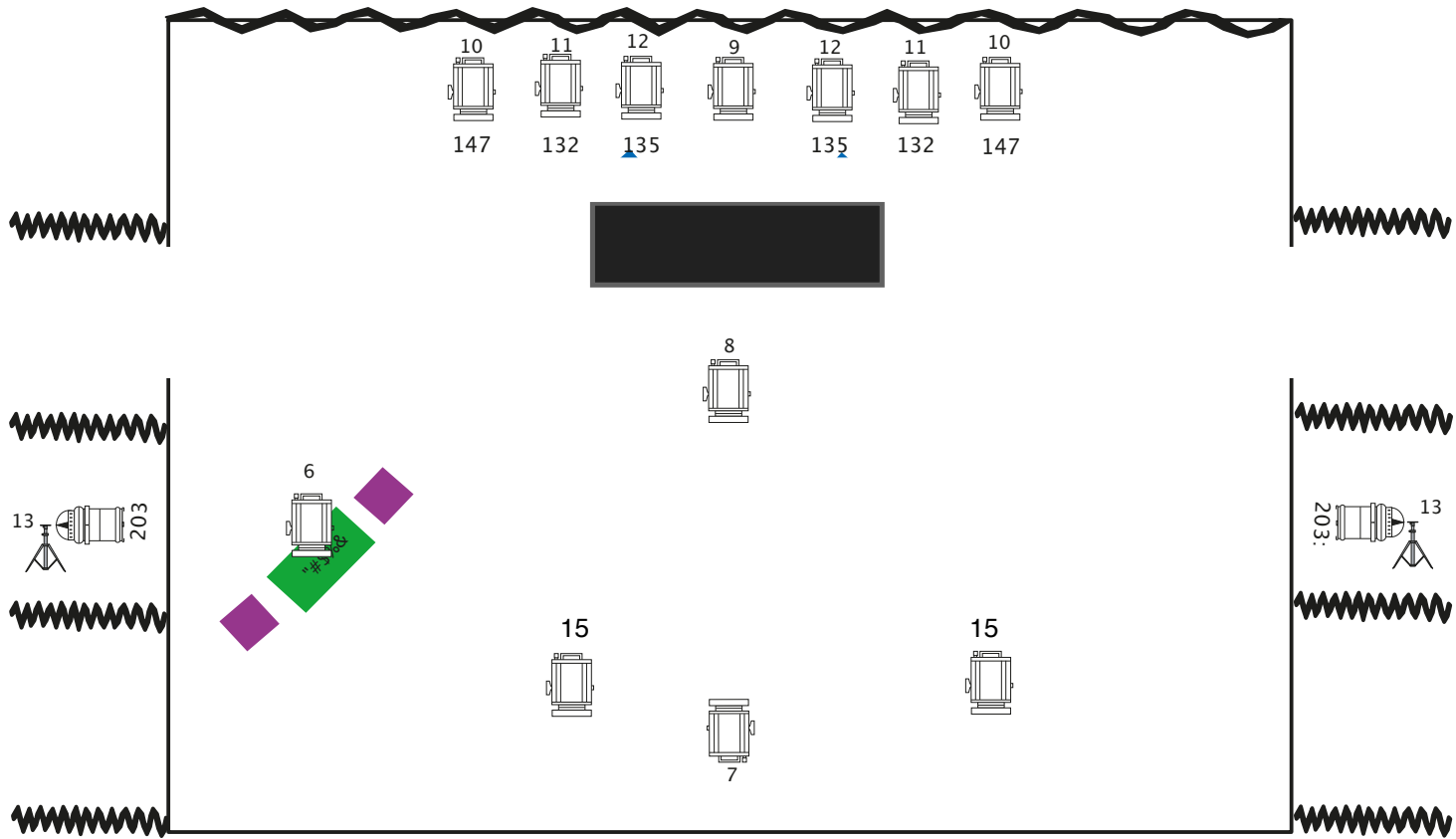
; 1 profile light 714 with barndoor

2 Stands with a height of 1,60 meters

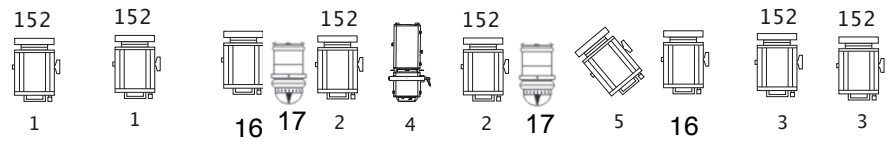
Gelatins reference Lee Filters : 132, 135, 147, 152, 203, 204

Light Plot





Lighting plan



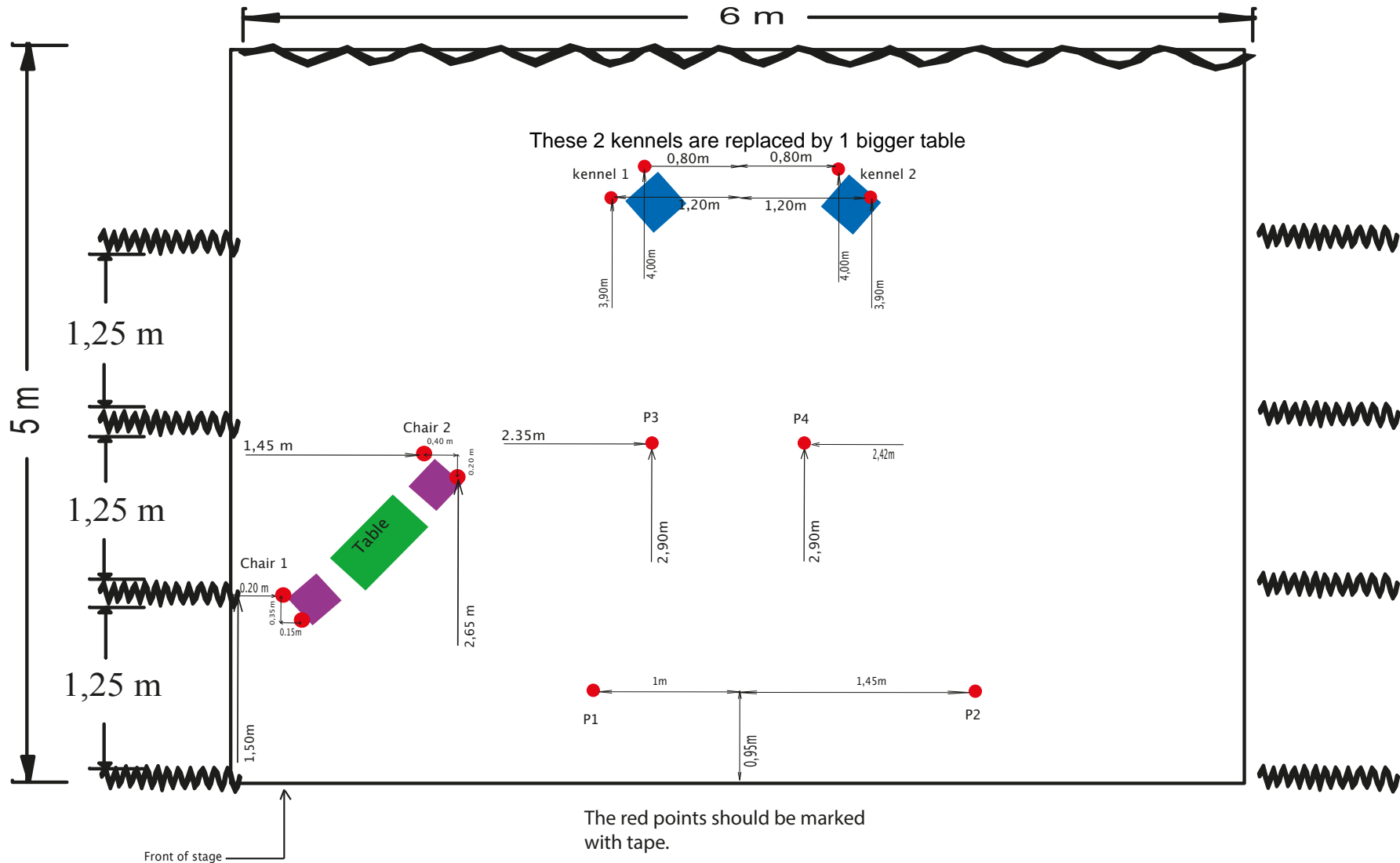
Abraz'ouverts

Réglages LUMIÈRES Abraz'ouverts

CIRCUIT	TYPE	QTY	FUNCTION	PLACEMENT	Gelatine	Aiming
1	PC 1000 W	2	Stage right	FOH Cove	152	Whole right Stage
2	PC 1000 W	2	Stage center	FOH Cove	152	Center
3	PC 1000 W	2	Stage left	FOH Cove	152	Whole Left Stage
4	Découpe	1	Center V-spot	Center Bridge		V shape; using Barndoors, Exterior sides of Instruments table
5	PC 1000 W	1	Stage table	FOH Cove		Chairs and table (attention: chairs have a distance to table)
6	PC 1000 W	1	Spot table	2nd electric		focused on chairs and table
7	PC 1000 W	1	Catchup center	1st electric		focused on position on the floor
8	PC 1000 W	1	Spot Center	3rd electric		focused on position on the floor
9	PC 1000 W	1	Back Center	Back Bridge		central space, but without touching the instruments table
10	PC 1000 W	2	Back General	Back Bridge	147	whole stage
11	PC 1000 W	2	Back General	Back Bridge	132	whole stage
12	PC 1000 W	2	Back General	Back Bridge	135	whole stage
13	PAR 64 1000 W CP 60	2	Corridor lateral 2nd In	2nd In	203	corridor 2nd In, vertical Banana
14	F±	2	Face niche	Face sol		Éclairage des niches
15	PC 1000 W	2	Spots Zarb	1st electric		focused on the floors position of the two Zarbs
16	PC 1000 W	2	Stage front 2 Zarbs	FOH Cove		focused on the floors position of the two Zarbs
17	PAR 64 1000 W	2	2nd front center	FOH Cove	147	lighting the faces in the center of the stage

Préparation conduite lumière ABRAZ'OUVERTS

	Stage right	stage center	stage left	center V-spot	stage table	Spot Table	catchup center	Spot Center	Back Center	Back General 147	Back General 132	Back General 135	corridor lateral 2nd in	F+ Niche	Spots Zarb	Stage front 2 Zarbs	2nd front center 147	Hall	TIME			
Circuit number	1	2	3	4	5	6	7	8	9	10	11	12	13	14	15	16	17		IN	OUT		
Public entrance											65							FF			Pre-show light	
Hall Black											65								5	5	Black hall, musicians sit down in spots with zarbs	
Effect 1											40				50				8	8	Musicians sitting still	
Effect 2											40				85	75			10	10	Zarb Duo : they start to play	
Effect 3	75	75	75													FF			5	5	End of Duo, they look at each other	
Effect 4								50	85				50						5	5	Les retrouvailles: meeting each other in the center, opening their arms	
Effect 5								40	FF				50				75				Bastian turns his back to Jérémie	
Effect 6								80					30				75		5	5	Holding each others hand	
Effect 7					FF			80					60						15	20	Jérémie standing in center, hand on chin	
Effect 8					FF														5	5	Start body percussion	
Effect 9					65	FF													5	5	Jérémie pointing at the table	
Effect 10						25													23	23	(sitting at the table) Bastian: « Grillotalpa », Jérémie: « Grillotalpa	
Effect 11																			0.1	0.1	Bastian : « Tinca », Jérémie « Tinca » : BLACK	
Effect 12	15	15	15								75								15	15	Rêve Zarbs	
Effect 13																			5	5	Bastian leaves the stage: BLACK (whistling continues)	
Effect 14	70	70	70		80					55									10	10	Waiting for the whistling to stop Le désaccords des accords	
Effect 15				FF						15				FF					5	5	Jérémie goes to the Instrumentstable	
Effect 16							50				20								10	5	they blow into the melodicas	
Effect 17				FF									70						0.1	0.1	Bastian makes a big step to the front	
Effect 18													80						5	5	Bastian realises that he's alone on stage	
Effect 19												FF							20	20	Zarb-roll(Jérémie off-stage), Bastian leaves: Attraction	
Effect 20		FF							FF			FF							0.1	0.1	They turn around with the chairs	
Effect 21		50					FF		FF		FF								5	5	They whisper: "Lors, des, saluts..."	
Effect 22	50	FF	50	FF					FF	FF		FF							25	25	Slow refrain ("a la matine") (for the 3rd time in total)	
Effect 23	25	50	25	50					50	50		50							30	30	On their knees, looking to the public	
Effect 24	50	FF	50	FF					FF	FF		FF							2	2	They stand up	
Effect 25																			0.1	0.1	The hats fall on the floor: BLOCK	
Effect 26	75	FF	75	50						FF	75								5	5	Waiting 3 seconds: Applause/bowings	
Public leaving												FF		FF					FF	5		



Objects on Stage
Stage plan